

TALLYGAROPNA PRIMARY SCHOOL NO.3067



Victoria Street, Tallygaropna

Phone 03 58298264

Fax 03 58298244

tallygaropna.ps@edumail.vic.gov.au

Website - <http://www.tally-ps-3067.vic.edu.au/>

Mobile 0403625625 / 0411960164

SCHOOL VALUES - RESPECT, HONESTY & INCLUSION

NEWSLETTER

TERM 4 NO.32 22nd October 2012

Contents

Welcome

- | | |
|------------------------------|----------------------------------|
| 1. Solar Boat Challenge | 2. Fundraising Announcement |
| 3. Somers Camp | 4. Sun Smart |
| 5. Kanga 8's | 6. End of Year Excursion |
| 7. Ecolinc Science Excursion | 8. Grade 5/6 Camp |
| 9. AASC - Term 4 | 10. Term Dates |
| 11. Bravehearts | 12. Student of the Week / Values |

Forms and Payment (\$320) for the Grade 5/6 Queenscliff Camp need to be returned to school ASAP.

The next Parents Club Meeting will be on Wed 31st October at 7.30pm

A Pupil Free Day will be held at school on Monday 5th November. Staff will be working on reports throughout the day.

Hi everyone,

Last week, we had our second last School Council meeting for the year and some important decisions were made in regard to fundraising. These are highlighted in this edition of the newsletter, so please read this information so that you have a clearer understanding of where some of the fundraising money is allocated.

Unfortunately, we had to cancel our final community meal because of unforeseen circumstances last Friday night. This was unavoidable and I would again like to acknowledge our hard working Parents Club for their great effort throughout the school year. I am positive more opportunities will come up in the not too distant future.

The Solar Boat team had a wonderful day at Science works in Melbourne yesterday and I would like to thank all of the students and parents involved in this program for the commitment and persistence that they have shown throughout the last few weeks. I am hopeful that our school will get this opportunity again next year and that some other children may benefit from such a wonderful experience. This Wednesday, the Grade 5/6 students will also be going to the Ecolinc excursion at Bacchus Marsh. **Please set those alarm clocks early**, so that we can get away on time and stick to our program throughout the day. This day promises to be a great opportunity for our children to extend their skills and knowledge in regard to science, while renewing acquaintances with some friends from other schools.

Finally, well done to all of the kids who competed in Athletics at a Zone and Regional level last week. You are all so lucky to have great parents who allow you to participate in such rewarding days and I know you don't take this for granted. Thanks again.

Karen will be away tomorrow, but will be in the office until Thursday this week, if any matters need addressing. I will be away on Friday unfortunately. Have a great week everyone.

David Brodie - Teaching Principal

GREAT FUNDRAISING ANNOUNCEMENT READ ON TO GET MORE DETAILS!!

If you would like to receive this newsletter by email contact our office.

An alternative is to go to our school website.

Enrolments for 2013 can now be made. Tours of the school can be requested as well.

1. Solar Boat Challenge

A huge thank you to all of the parents who supported the children yesterday at the Solar Boat Challenge at Science works in Melbourne. From all reports the day was very rewarding and special thanks should go to Mrs Thomas and Mr Toy for organising the program.



2. Fundraising Announcement

At School Council last week, we decided to subsidise all of the school children for the end of year excursion at Fun Fields in Whittlesea. This has occurred because of the large amount of fundraising that has occurred throughout the year. Well done everyone!!!

We have also decided to use the money raised (\$1400) from the School BBQ at Bunnings to go towards urgent works from the school. Some of the things that have taken place this year are: new fence, new lawnmower, arborist visit, other OHS requirements..etc. A lot of this money has to be generated by the school because unfortunately Department funding is not sufficient.

School Fees Item: this was featured in the newsletter at the beginning of the school year.

At School Council last year in December, we discussed School Fees for 2012. These will be the same as last year (\$140). This includes subsidizing school supplies along with many programs which are implemented at school including MACC Van, MARC Van, Mathletics, Reading Eggs, Ziptales, etc. there will be no Excursion Levy included this year. As a result, families will have 2 options – either to pay for excursions throughout the year as they occur or, pay an amount upfront which will be allocated to excursions as they occur. This alteration, will allow families to be able to track what excursions are held and paid for.

Whole School Excursions / Incursions Planned for 2012 – Amounts are Estimations only.

Life Ed. Van-\$8.50

Cluster Days

* Term 1 – Aquamoves-\$4.00

* Term 2/3/4 – Cluster Days at other small schools-\$4.50, \$2.00, \$3.00

* Performance at Wanganui Park SC-\$7.00

* Athletics Sports-\$5.20

* Swimming Program-\$45.00

Possible Individual Grade Excursions – Amounts are Estimations only.

Yachting-\$25.00

Kanga 8's Carnival-\$2.00

End of Year Excursion – Whittlesea Fun Fields-\$40.00

If any member of the school community has any other suggestions regarding the implementation of school fees for the future please contact Mr Brodie.

3. Somers Camp

I have received some information regarding travel arrangements for the Somers Camp. Students selected for his outdoor camping experience will be **leaving the car park opposite the Shepparton library (Princess Park) at 8:00am on Tuesday November 6 and returning there at 2:30pm on Wednesday November 14.** Hard to believe that this camp is only just over 2 weeks away.

When the children return from Somers, there will be an expectation that they attend school although the rest of the class will be at the Grade 5/6 camp at Queenscliff. Children will be in Mrs Haberfield's class during this time, working through a small work booklet.

4. Sun Smart

All children are required to wear school hats during term 4 as stated in our Sun Smart Policy. Children will also be provided with sunscreen during recess and lunch time and are encouraged to apply and reapply this form of protection throughout the school day. Sunscreen will be near the mirror in the Project room and taken outside at 11am.

5. Kanga 8's

Children in Grades 2-6 will be participating in a Kanga 8's clinic on Wednesday 31st October from 2-3pm. This clinic is in preparation for the tournament which will be played in Shepparton on Wednesday 21st November. Students in Grades 5/6 will be invited to attend this day and some Grade 4 children may be invited as well to field teams. We have entered a boys and a girls team for the Kanga 8's tournament.

6. End of Year Excursion

After the success of last year's school excursion, it was decided that we would make the Whittlesea Fun Fields the venue for our End of Year Excursion again this year. This will be held on Thursday 6th December. We are looking at taking 2 buses to the venue and all parents will be invited – first in best dressed. Because we are taking 2 buses we are positive about everyone being able to attend. Last year, all students were supervised by parents and if possible we would like this to occur again.

Parent numbers will need to be in to school by Friday 26th October. School children will be free and parents attending will be \$45 each. The money will need to be in at school by Friday 23rd November. Feel free to discuss this at school, because we can negotiate a payment plan if needed. At this stage, no Preschool children will be invited because we would like parents to see this trip as an opportunity to spend some quality time with their children who are presently enrolled at Tallygaroopna PS.

Conditions of Entry and Height Restrictions can be found here - <http://www.funfields.com.au/>

7. Ecolinc Science Excursion

Students in Grade 5/6 have an opportunity to attend a Cluster Science Excursion at Ecolinc at Bacchus Marsh this Wednesday 24th October. This excursion complements our current Science Specialist Program and will involve up to 70 students across 6 cluster schools. Permission forms went home last week but specific details are below. Mr Brodie along with other senior teachers will attend the excursion along with our 2 Science Specialists (Mrs Thomas & Mr Toy).

- Date – 24 October 2012
- Where to – Ecolinc - Science and Technology Innovations Centre at Bacchus Marsh.
- Who – Year 5/6 students
- Bus 1, Katandra West and Tallygaroopna.
Students to arrive at Tallygaroopna PS at 7:00am (leaving at 7:10am)
Return Tallygaroopna approx. 5:30pm
Cost – nil
What to bring – water bottle, snacks and food for whole day, sunscreen, games or quiet activities to entertain yourself on the bus trip. Spending money will NOT be required. Electronic devices are brought at students own risk. Phones will not be needed.
What to wear – School uniform and School Hat (we will be outside for part of the day).

Website - <http://ecolinc.vic.edu.au/>

8. Grade 5/6 Camp

A couple of weeks ago, all children intending to go to the Queenscliff camp received medical, clothing and permission forms. These need to be returned ASAP to assist with planning. Forms and **final payment of \$320** will be due on Friday 2nd November. The camp is scheduled from Tuesday 13th November until Friday 16th November. Mr Brodie will attend the 4 day camp and any Grade 5/6 students at school during this time (ie: returning Somers Campers), will have a small work booklet to work through with Mrs Haberfield.

Website - <http://www.geelong.ymca.org.au/index.php/ymca-camp-wyuna/general-information>

9. Active After School Program – Term 4

Our Active After School Program began today with tennis, circus tricks will be on a Tuesday. Both sessions begin at 3.35pm and conclude at 4.35pm and a fruit snack will be provided before each session. Andrea Walker will be our supervisor on a Monday and Jill McFarlane will fulfil this role on a Tuesday. Enrolment forms can be collected from the office or accessed from our school website. A participation award will handed out at each assembly – this will involve an icy pole voucher.

10. Term Dates

Over the next few weeks, I will continue to update this section. Dates for TERM 4 are:

October 24th – Science Excursion – G. 5/6
October 31st – Kanga 8's Clinic
November 1st – Bravehearts Safety (P-3)
November 6th – Melbourne Cup Holiday
November 8th – Transition Day 2 (9-11.30am)
November 13th – Kindergarten Visit
November 21st – Finance & School Council 8 – **week 7**
November 23rd – Motor Bike Safety Program
December 4th – Kindergarten Visit
December 11th – Orientation Day
December 18th – Christmas Concert

October 22nd – AASC Begins – Term 4
October 31st – Parents Club Meeting – 7.30pm
November 5th – Pupil Free Day (Reporting)
November 6th – Somers Camp Begins
November 13th – Grade 5/6 Camp
November 17th – Rotating Dinner
November 21st – Kanga 8's Tournament
November 28th – Transition Day 3 (9am – 2pm)
December 6th – End of Year Excursion
December 17th – Reports Home
December 21st – Last Day of Term 4

11. Bravehearts

Students from Prep – Grade 3 will be participating in a Personal Safety session at school on Thursday 1st November from 12.15pm until 1pm. This session is an integral part of our wellbeing program and has been held at Tallygaroopna PS for a number of years. No permission forms will be necessary – however, if you wish your child to not attend this session can you contact the school ASAP. Specific information is included below:

Information: Personal Safety Program

Keeping children safe is one of the most important things we do as parents, educators or other caring adults. To do this, we must equip children with the knowledge and skills they need to avoid risky situations and give them an understanding of their rights to protect their own body. Bravehearts is aiming to achieve this through our education and prevention stream, bringing one of this country's most innovative and proactive programs to schools across the country.

Teaching children personal safety helps young people learn the skills to identify their vulnerabilities while devising strategies to both protect themselves and get help if unable to cope alone. While talking to children about sexual assault may be uncomfortable for some parents, personal safety can and should be taught to all children - even preschoolers. Thankfully, very young children can be taught personal safety without ever hearing frightening terms like "sexual assault". Heightened media coverage has ensured parents and caregivers are more aware of the threat to children by sex offenders than ever before. We have learned a lot including how devastating child sexual assault can be to the health and wellbeing of our children. This increased awareness has raised alarm for many families as they grapple with finding ways to protect their children.

The purpose of 'Ditto's Education Program' is to teach children the skills to keep safe from sexual predators. We are taking these proven, safe, fun, effective and interactive messages, rules and tools into schools, day care centres, shopping centres, sporting clubs etc in order to provide children, parents, teachers, carers and the general community with specialised child sexual assault awareness and education.


So far, 'Ditto's Education Program' and its vital personal safety messages has reached more than 200,000 children. We are already inundated with expressions of interest from schools for 2012.

The live protective behaviours performance runs for 45 minutes. The star of the performance is Ditto himself. The program is fun, non-threatening and encourages student participation.

Segments include:

- | | |
|--|---|
| * Yes and No feelings | * Your body's warning signs |
| * Scared and yucky feelings | * Private parts (general discussion, includes our "Private Parts" song) |
| * It's OK to say NO if you don't feel safe | * Good and Bad secrets (includes our "Good and Bad Secrets" song) |

WHAT IS A FREE HEALTH CHECK
A free health check can diagnose problems with your computer.
Eg. Crashes, error messages, slow computers
And then it can show what solution can be done to fix the computer.



**we
FIX
computers**



Bring this coupon into your
The Good Guys store
to redeem your
FREE HEALTH CHECK.
Check thegoodguys.com.au for terms & conditions

\$29 Value
THE GOOD GUYS

12. Student of the Week / Values Vault

Congratulations for the following students for week 2 – Term 4

Rock & Roll Kids – Ryan Voss for the confidence he shows in his Mathematics. Ryan is very good at adding up BIG numbers. Well done Ryan.

Mrs H's Brainy Bunch – Steph Fleming for the awesome getting along skills she displays and for the attention to detail she always puts into her schoolwork.

Grade 5/6 Rebels – Teagan Brett for the way that she has represented the school with pride at Zone and Regional Athletics last week and at the Solar Boat Challenge in Melbourne on the weekend. Great effort!

All students received a free icy pole voucher

This week's Values Vault winners were – Nicholas Church and Jessica Bassett.



Parent's Club News

Parent's Club would also like to put a feeler out for interest in resurrecting the **ROTATING (PROGRESSIVE) DINNER** of years past. This is an event where small groups of school parents progress from host house to host house, eating 1 course of a meal at each home, throughout an evening. So that each host would prepare just one course of a meal, for a small group, and then move on to enjoy themselves at another host's home.

A proposed date for this has been suggested: Saturday 17th November, when the weather is warmer, but before the Christmas rush. Please let a parent's club member or Karen at the office know if you'd be interested in being a part of this fun social event.

2013 TERM DATES

Please keep these in a handy spot as you may wish to book your family holidays during the school holidays.

Term 1: 30 January (students start) to 28 March

Term 2: 15 April to 28 June

Term 3: 15 July to 20 September

Term 4: 7 October to 20 December



WANGANUI NETBALL CLUB ANNUAL GENERAL MEETING

MONDAY, OCTOBER 29 @ 7PM
VISY CENTRE MEETING ROOM, WPSC
If your child is attending WPSC in 2013 you are invited
to attend and become involved in the netball club.

Prep for Parents: Reading for Better Understanding

While your child is learning to read they are also learning to understand what they are reading and relating this to their everyday experiences. This isn't as easy as it sounds, so it will take time and practice.

The comprehension skills your child develops while they are learning to read – understanding and making sense of the words, stories, ideas and concepts they are reading about – will be put to good use throughout their schooling as well as throughout their life.

Through reading, they are already on their way to gaining these important skills. Making sense of individual letters and how these letters are put together to form words and sentences starts as soon as your child listens to the stories you read them. Talking to your child about the stories also helps hone their comprehension skills. By discussing the key events and the characters of the stories you read to your child, you are helping them to understand how stories are put together. This also helps your child when it comes to learning to write, something they are doing at the same time as learning to read.

Understanding what you read is more than just knowing what each word says – it involves:

- *Decoding* – understanding what the story is about as well as knowing what each letter and word is. Decoding is about navigating your way through what is actually written (the words, sentences and paragraphs) as well as what *isn't* written (the ideas, feelings, experiences, theories and knowledge the words are trying to convey).
- *Making connections* between stories and life experiences – something that develops over time. The stories that your child reads can help them make sense of certain experiences or feelings that they'll then be able to draw on in their future reading.
- *Gaining new insights* – thinking about what is being read and seeing how this relates to everyday life. This is where understanding comes into its own. And this is where the joy of reading is born. When your child thinks about what they are reading, they can go on journeys or discover new things about themselves and the world that wouldn't normally be available to them.

Reading with understanding means your child needs to know enough words and their meaning so that they can understand what is important, what caused an event, or why certain things happened in a story. Thus comprehension involves combining the skill of reading with thinking and reasoning.

What teachers do at school

Teachers will show how things like books, magazines, shopping lists and text books that your child is reading are structured. For instance, the story books your child reads usually have characters that face a problem; they do something (an action or make a decision) that helps them solve the problem. Other things like magazines or web pages that your child reads may describe something (how a bird makes a nest), compare two or more things (the advantages and disadvantages of chocolate milk and plain milk for example), or lists things (like a recipe that needs to be followed step by step).

Your child's teacher may talk about what the words mean – they may pick out particular words and ask your child what they mean or how they could be used.

Your child's teacher may also encourage your child to use words they have just learnt in as many ways as possible. Or they may revisit words your child already knows and ask them to use these words in different ways.

This helps to guide your child through the mechanics of learning to read as well as equipping them with the skill of understanding and interpreting what they are reading.

What you can do at home

- Read stories or passages in short sections and let your child tell you what happened before you continue reading. This way you can check their understanding, without pressure, while still enjoying the story together.
- Talk to your child about the books they read at school and with you at home. Ask your child probing questions about the book – ‘I wonder why they did that?’ or ‘how do you think they felt when that happened?’ or ‘what might have happened if they didn’t do that?’
- Where possible, connect events in the book to things that have happened in your child’s life. For example, talk about a time when your child has been sad, happy, excited or scared and link this to how a character is feeling or acting. This will help them understand why a character does things and may help them to enjoy the story more.
- After finishing a book, ask your child to tell you the story in their own words. Even if they get some parts wrong or out of sequence, as long as they “get” what the story is about, they are understanding what they have read.
- Discuss the meanings of unknown words, both those your child reads and those they hear. Show them how to look up the meanings by using a dictionary or searching online.

Other things you can consider include encouraging your child to:

- tell you about what is happening in the book as if they were the main character
- draw a map of the book's setting – where do the characters live, where do they travel to, how do they get there, how long does it take, who else might live there?
- think about why particular characters do things – for example, why did they decide to visit the wizard? Or think about things that happen in the book, like why the main character got angry – what did they do, what happened after that?
- encourage your child to tell you about an experience or something that interests them. Write this story down, using your child’s words. You could even help your child write the story themselves, depending on where they are up to in developing their writing skills. Then read their story back to them, letting them see their words written down and read aloud.

Reading is supposed to be enjoyable. If we like doing something we are more likely to continue. Understanding what you are reading is a really good way towards making reading a fun and enjoyable thing to do.





TALLY TURBO

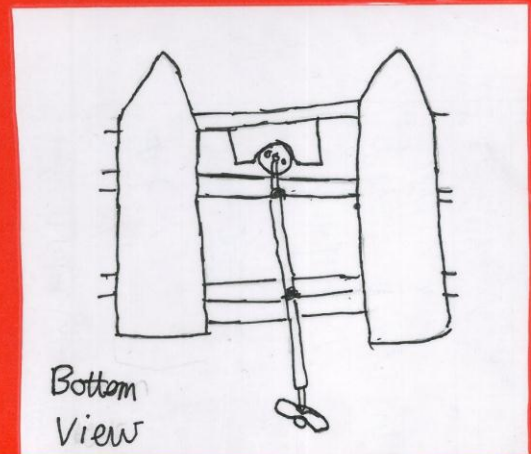
GO TALLY TURBO



Zailie Dempster
Tallygaropna Primary School
Olivia.
Teagan
Shae Montgomery
Kaleb
Daniel



SOLAR BOAT



Bottom View

We are Olivia Meyland, Teagan Brett, Zailie Dempster, Daniel Bagley, Shae Montgomery and Kaleb Oxley and we go to Tallygaroopna Primary School, our Solar Boat is called Tally Turbo.

Student Involvement

- Olivia Helped by: Cutting Foam and Helping Design the Boat.
- Teagan helped by: Helping Design the Boat and a Bit of Cutting Foam.
- Zailie helped by: Cutting Foam, Sanding, Joining the Solar Panels and Wires and Helping Design the Boat.
- Daniel helped by: Helping Design the Boat, Sanding and Cutting the Foam.
- Shae helped by: Cutting Foam, Helping Design the Boat and a Bit of Sanding.
- Kaleb helped by: Sanding and Helping Design the Boat.

And we all helped putting it together.

References and advisers

The Solar Boat Workshop was on Thursday 30th of August at Tallygaroopna Primary School. Advisers- Haley Meyland, Travis Dempster and Kerry Brett. They helped with the design and a bit of advice about the hulls of the boat (the foam part). No books or websites were referred to but we watched a very quick introductory DVD which was provided by the instructors of the workshop. The DVD was a good start for the day and was a great head start.

Description of testing

Test one-When we completely finished off our solar boat we tested it under the lights because unfortunately the clouds had just come out. We put it in the water and it wasn't quite working as well so we asked one of the instructors to have a look at it. One of our cable ties was too tight so we cut it off and put a looser tie on and then it worked great.

Test two- We put it in the water and it went flying. We also raced against a couple of schools and our boat won. We were very proud of ourselves.

Groups Planning

After getting some general information about Solar Boats, we had a think about what we would like our Boat to look like. Initially we thought about having a Monohull but settled with a Catamaran. We all had good ideas and combined them together to make a really good boat. We had a lot of design ideas and settled with one. We decided to put 2 Solar Panels on it and put Velcro circles on the back to position it differently. We were very pleased with our boat.

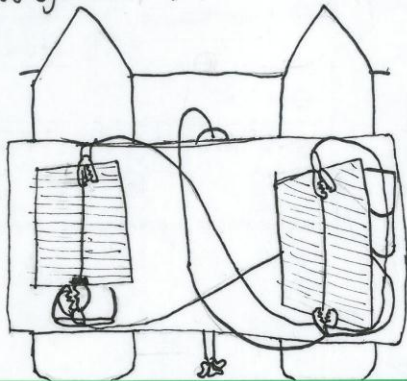
Time Use

We used our time pretty good. We finished on time because we worked as a group well, which allowed us to test our boat and make alterations, and then test again to check our boat

Effort and Cooperation

We worked very well together; the effort everyone put in was consistent. Everyone was able to bounce different ideas of each other, and this meant that our boat was one that worked easily after we connected the wires properly.

Bird's eye view / top view.



Zone Athletics – McEwen Reserve Shepparton (Mon 15th October)

Special thanks to our wonderful parents for assisting with transport and giving our kids the opportunity to compete at a high level at Zone Athletics. The 5 students who participated in the day, all did our school proud and congratulations to Zailie and Teagan for making it to the next level at the Regional Athletics Carnival. This was held last Friday.



GET in2 FUN

GET in2CRICKET

SIGN UP TODAY

in2 CRICKET MILO

There's no better way to spend a day than with new friends learning how to play cricket! With the MILO in2CRICKET program, both girls and boys not only get to learn awesome skills for an awesome game, they also get to have some awesome fun. And mum and dad will be pleased to know that you can do all this fun stuff at the cricket club, school or community centre closest to you. So what are you waiting for? Sign up today at www.in2CRICKET.com.au

YOUR NEAREST MILO in2CRICKET CENTRE IS

Northerners C.C
Tuesday nights @ 4.30pm
Contact:
Ken Makin
0403 528 223

IT'S EASY 2 SIGN UP AT in2CRICKET.COM.AU

CRICKET SHEPPARTON

2012

In2Cricket SuperClinic



In2Shepparton

Date: Friday 26th October – Friday 14th December (8 Weeks)

Target Audience: Girls and Boys between ages of 4-10
In2Cricket: Ages 4-7 Skills and Development based
In2Game: Ages 8-10 Game based

Time: 5:30pm – 7:00pm
 Host club will run a BBQ on after each session

Cost: \$70
 Each child to receive the In2Cricket Kit.
 See Website
 Bat, Ball, Carry Bag, Milo Sachet, Hat,
 Drink Bottle



How to Register <http://in2cricket.com.au/>
 Log onto website and search for a centre within the 3630 region.
 Register with CRICKET SHEPPARTON
 In Person Sign ups : THURSDAY 18th OCTOBER: DEAKIN RESERVE 5:30-6:30pm

Program Schedule

Week	Date	Venue	Host Club	Format
	Thurs 18 Oct	Deakin Reserve	Cricket Shepparton	SIGN UPS
1	Friday 26 Oct.	Deakin Reserve	CPSTB	In2Game/In2Cricket
2	Friday 2 Nov	Kialla Recreation Reserve	Kialla	In2Game/In2Cricket
3	Friday 9 Nov	Mooroopna Main Oval	Mooroopna	In2Game/In2Cricket
4	Friday 16 Nov	Vibert Reserve	Karramomus	In2Game/In2Cricket
5	Friday 23 Nov	Chapman Reserve-Shepp High	Old Students	In2Game/In2Cricket
6	Friday 30 Nov	Vibert Reserve	Karramonous	In2Game/In2Cricket
7	Friday 7 Dec	Mooroopna Main Oval	Mooroopna	In2Game/In2Cricket
8	Friday 14 Dec	Deakin Reserve	CPSTB	In2Game/In2Cricket

Contact: Peter Holland 0409 222275